

# LEDVANCE Retrofit Kits

## Magnetic Bar Retrofit Kits

### Application

Magnetic Retrofit Bar Kits can replace fluorescent lamps in a variety of existing fixtures with offerings in 2ft, 3ft, or 4ft lengths paired with up to 3 different drivers for 24 different combinations. The magnetic strip allows for a quick installation while securing with screws. It also provides 12Vdc auxiliary output that enables easy addition of wired/wireless controls and sensors to a project. That will not only maximize energy savings, but will provide high quality light for office, education, and retail applications.

### Benefits and Features

- Drivers have 12V Aux to work with sensors
- Available in 2ft, 3ft, and 4ft linear options
- Includes 1-4 connections on each driver for multiple lamp applications
- Dimmable down to 20% with 0-10V driver to maximize energy savings and optimize light levels
- Aluminum substrate for excellent heat dissipation
- See System Data section for DLC approved systems
- No warm-up time, instant-on with full light output and stable lamp-to-lamp color
- No UV emission
- System Efficacy up to 160 LPW (without lens)
- 3500K, 4000K, 5000K color temperatures
- CRI >80
- Beam angle: 120° with frosted plastic optics

### Electrical

- Three selectable wattage drivers available in 120-347V
- Power Factor >0.9
- THD <20%
- Dimmable (20-100%)
- Compatible with LEDVANCE EMBB (61097)

### Rated Life

- 65,000 hours (L<sub>70</sub>)

### Operating Temperature

- -40°F to +104°F (-40°C to +40°C)



### Wattage Comparison

Traditional Source	Traditional System Wattage	LED System Wattage	Energy Savings
2ft 17W T8 w/QHE 2 × 32T8/UNV ISN-SC	29	20	31%
3ft 25W T8 w/QHE 2 × 32T8/UNV ISN-IC	43	20	53%
4ft 32W T8 w/QHE 2 × 32T8/UNV ISN-SC	55	20	64%
4ft 32W T8 w/QHE 2 × 32T8/UNV ISN-SC	55	40	27%

### Warranty

- Retrofit Kit (driver and magnetic bars) is covered by a 5-year limited warranty. For additional details, please visit [www.ledvanceUS.com/warranty](http://www.ledvanceUS.com/warranty)
- NLB Trusted Warranty Program

### Certifications and Listings

- cETLus (damp location)
- RoHS
- FCC
- DLC 5.1 Standard/Premium\*

### Installation

- Please refer to the Installation manual included inside the packaging and the applications information listed below for more information.



Catalog #	Type
Project	
Comments	
Prepared by	

## Ordering Guide (Lamps)

LEDMAGBAR	XX	FP	DIM	X	SC7
Product Name	Length	Lens	Dimming	CRI	CCT
LEDMAGBAR = LED Magnetic Bar Strip	24 = 24 inches 36 = 36 inches 48 = 48 inches	FP = Frosted Plastic	DIM = 0-10V dimming	8 = >80 CRI 9 = >90 CRI**	SC7-Selectable CCT- 3500/4000/5000K

\*\*Contact factory for availability

## Ordering Information (Lamps)

Item Number	Ordering Abbreviation	Mag Bar Strip Length	Lamp Power (W)	Lumens w/o lens	Lumens w/ lens	LPW w/o lens	LPW w/ lens	Selectable CCT	CRI	Lens	Life (L <sub>70</sub> ) Hours	Beam Angle (°)	Package Qty
42346	LEDMAGBAR/L24FPDIM8SC7	2ft	20W Max	3200 Max	2800 Max	160	140	3500/4000/5000K	>80	Frosted Plastic	65,000	120	40
42347	LEDMAGBAR/L36FPDIM8SC7	3ft	20W Max	3200 Max	2800 Max	160	140	3500/4000/5000K	>80	Frosted Plastic	65,000	120	40
42348	LEDMAGBAR/L48FPDIM8SC7	4ft	20W Max	3200 Max	2800 Max	160	140	3500/4000/5000K	>80	Frosted Plastic	65,000	120	40

## Ordering Guide (Drivers)

LEDvr-	MAGBAR	XX	UNH	XX-XXW	DIM
Product Name	Product Compatible	Number of Bars	Voltage	Wattage	Dimming
LEDvr = LED Driver	MAGBAR = Magnetic Bar Strips	13 = 1 to 3 bars 24 = 2 to 4 bars 34 = 3 to 4 bars	UNH = 120-347V	10-20W = Selectable 13/17/20W 20-40W = Selectable 20/30/40W 30-60W = Selectable 30/45/60W	DIM = 0-10V dimming

## Ordering Information (Drivers)

Item Number	Driver Ordering Abbreviation	Input Voltage (Vac)	Power Factor @ Full Load	THD @ Full Load	System Input Power (W)	Frequency (Hz)	0-10V Dimming	12V Aux	ITF Driver	Package Qty
75908	LEDvr-MAGBAR13UNH10-20WDIM	120-347	0.9	20%	13W/17W/20W	50/60	20%-100%	Yes	0046135759086	20
75909	LEDvr-MAGBAR24UNH20-40WDIM	120-347	0.9	20%	20W/30W/40W	50/60	20%-100%	Yes	0046135759093	20
75910	LEDvr-MAGBAR34UNH30-60WDIM	120-347	0.9	20%	30W/45W/60W	50/60	20%-100%	Yes	0046135759109	20

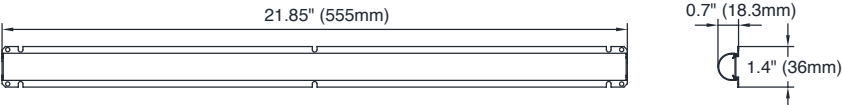
## Compatible Dimmer List

Manufacturer	Model Number	Dimmer Type
Leviton	IP710	0-10V
Lutron	DS710	0-10V
Lutron	DVSTV	0-10V
Lutron	DVTV	0-10V
Lutron	NTSTV	0-10V

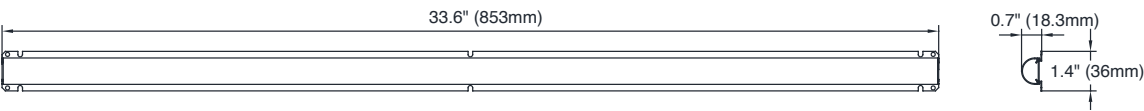
Physical Information (Lamps)

Lamp Description	(A) Length	(B) Width	(C) Height
42346	21.85" (555mm)	1.4" (36mm)	0.7" (18.3mm)
42347	33.6" (853mm)	1.4" (36mm)	0.7" (18.3mm)
42348	43.5" (1104mm)	1.4" (36mm)	0.7" (18.3mm)

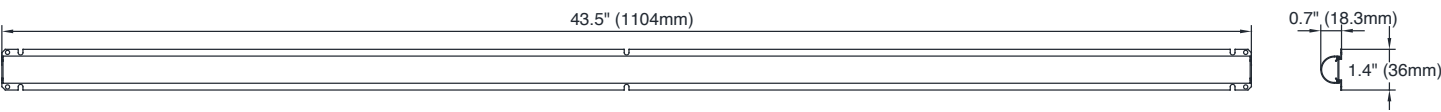
2ft bar



3ft bar



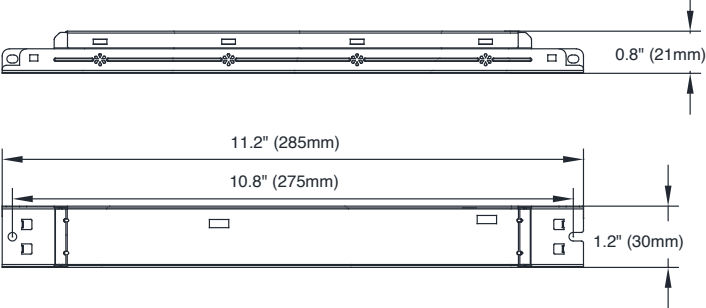
4ft bar



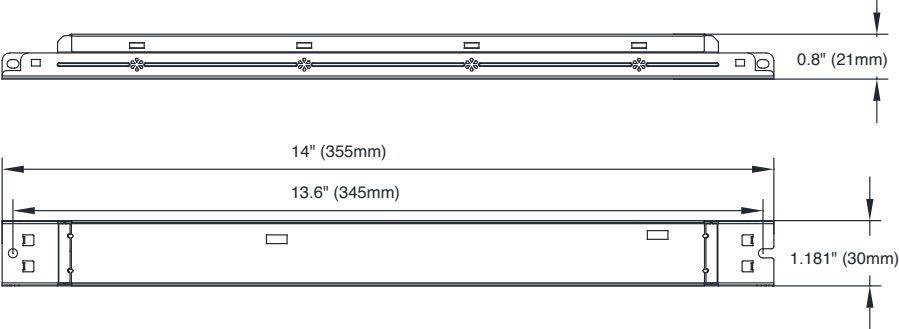
Physical Information (Drivers)

Description	(A) Length	(B) Width	(C) Height	(D) Mounting Length
75908	11.2" (285mm)	1.2" (30mm)	0.8" (21mm)	10.8" (275mm)
75909	11.2" (285mm)	1.2" (30mm)	0.8" (21mm)	10.8" (275mm)
75910	14" (356mm)	1.2" (30mm)	0.8" (21mm)	13.6" (345mm)

20W and 40W Driver



60W Driver




## System Data

LED Strip Item #	Ordering Abbreviation	LED Driver Item #	Driver Ordering Abbreviation	Mag Bar Strip Length	# of Bars	System Power (W)	System Lumens w/o lens	System Lumens w/ lens	LPW w/o lens	LPW w/ lens
42346	LEDMAGBAR/L24FPDIM8SC7	75908	LEDvr-MAGBAR13UNH10-20WDIM	2ft	1	13W/17W/20W	2080/2720/3200	1820/2380/2800	160	140
42346	LEDMAGBAR/L24FPDIM8SC7	75908	LEDvr-MAGBAR13UNH10-20WDIM	2ft	2	13W/17W/20W	2080/2720/3200	1820/2380/2800	160	140
42346	LEDMAGBAR/L24FPDIM8SC7	75908	LEDvr-MAGBAR13UNH10-20WDIM	2ft	3	13W/17W/20W	2080/2720/3200	1820/2380/2800	160	140
42346	LEDMAGBAR/L24FPDIM8SC7	75909	LEDvr-MAGBAR24UNH20-40WDIM	2ft	2	20W/30W/40W	3200/4800/6400	2800/4200/5600	160	140
42346	LEDMAGBAR/L24FPDIM8SC7	75909	LEDvr-MAGBAR24UNH20-40WDIM	2ft	3	20W/30W/40W	3200/4800/6400	2800/4200/5600	160	140
42346	LEDMAGBAR/L24FPDIM8SC7	75909	LEDvr-MAGBAR24UNH20-40WDIM	2ft	4	20W/30W/40W	3200/4800/6400	2800/4200/5600	160	140
42346	LEDMAGBAR/L24FPDIM8SC7	75910	LEDvr-MAGBAR34UNH30-60WDIM	2ft	3	30W/45W/60W	4800/7200/9600	4200/6300/8400	160	140
42346	LEDMAGBAR/L24FPDIM8SC7	75910	LEDvr-MAGBAR34UNH30-60WDIM	2ft	4	30W/45W/60W	4800/7200/9600	4200/6300/8400	160	140
42347	LEDMAGBAR/L36FPDIM8SC7	75908	LEDvr-MAGBAR13UNH10-20WDIM	3ft	1	13W/17W/20W	2080/2720/3200	1820/2380/2800	160	140
42347	LEDMAGBAR/L36FPDIM8SC7	75908	LEDvr-MAGBAR13UNH10-20WDIM	3ft	2	13W/17W/20W	2080/2720/3200	1820/2380/2800	160	140
42347	LEDMAGBAR/L36FPDIM8SC7	75908	LEDvr-MAGBAR13UNH10-20WDIM	3ft	3	13W/17W/20W	2080/2720/3200	1820/2380/2800	160	140
42347	LEDMAGBAR/L36FPDIM8SC7	75909	LEDvr-MAGBAR24UNH20-40WDIM	3ft	2	20W/30W/40W	3200/4800/6400	2800/4200/5600	160	140
42347	LEDMAGBAR/L36FPDIM8SC7	75909	LEDvr-MAGBAR24UNH20-40WDIM	3ft	3	20W/30W/40W	3200/4800/6400	2800/4200/5600	160	140
42347	LEDMAGBAR/L36FPDIM8SC7	75909	LEDvr-MAGBAR24UNH20-40WDIM	3ft	4	20W/30W/40W	3200/4800/6400	2800/4200/5600	160	140
42347	LEDMAGBAR/L36FPDIM8SC7	75910	LEDvr-MAGBAR34UNH30-60WDIM	3ft	3	30W/45W/60W	4800/7200/9600	4200/6300/8400	160	140
42347	LEDMAGBAR/L36FPDIM8SC7	75910	LEDvr-MAGBAR34UNH30-60WDIM	3ft	4	30W/45W/60W	4800/7200/9600	4200/6300/8400	160	140
42348	LEDMAGBAR/L48FPDIM8SC7	75908	LEDvr-MAGBAR13UNH10-20WDIM	4ft	1	13W/17W/20W	2080/2720/3200	1820/2380/2800	160	140
42348	LEDMAGBAR/L48FPDIM8SC7	75908	LEDvr-MAGBAR13UNH10-20WDIM	4ft	2	13W/17W/20W	2080/2720/3200	1820/2380/2800	160	140
42348	LEDMAGBAR/L48FPDIM8SC7	75908	LEDvr-MAGBAR13UNH10-20WDIM	4ft	3	13W/17W/20W	2080/2720/3200	1820/2380/2800	160	140
42348	LEDMAGBAR/L48FPDIM8SC7	75909	LEDvr-MAGBAR24UNH20-40WDIM	4ft	2	20W/30W/40W	3200/4800/6400	2800/4200/5600	160	140
42348	LEDMAGBAR/L48FPDIM8SC7	75909	LEDvr-MAGBAR24UNH20-40WDIM	4ft	3	20W/30W/40W	3200/4800/6400	2800/4200/5600	160	140
42348	LEDMAGBAR/L48FPDIM8SC7	75909	LEDvr-MAGBAR24UNH20-40WDIM	4ft	4	20W/30W/40W	3200/4800/6400	2800/4200/5600	160	140
42348	LEDMAGBAR/L48FPDIM8SC7	75910	LEDvr-MAGBAR34UNH30-60WDIM	4ft	3	30W/45W/60W	4800/7200/9600	4200/6300/8400	160	140
42348	LEDMAGBAR/L48FPDIM8SC7	75910	LEDvr-MAGBAR34UNH30-60WDIM	4ft	4	30W/45W/60W	4800/7200/9600	4200/6300/8400	160	140

Wattage and lumens is total per system. Ex: If 2-2ft bars on system then total wattage is 20W-10W per bar and total lumens is 3200-1600 per bar. Maximum wattage per bar is 20W for any length.

## Accessories

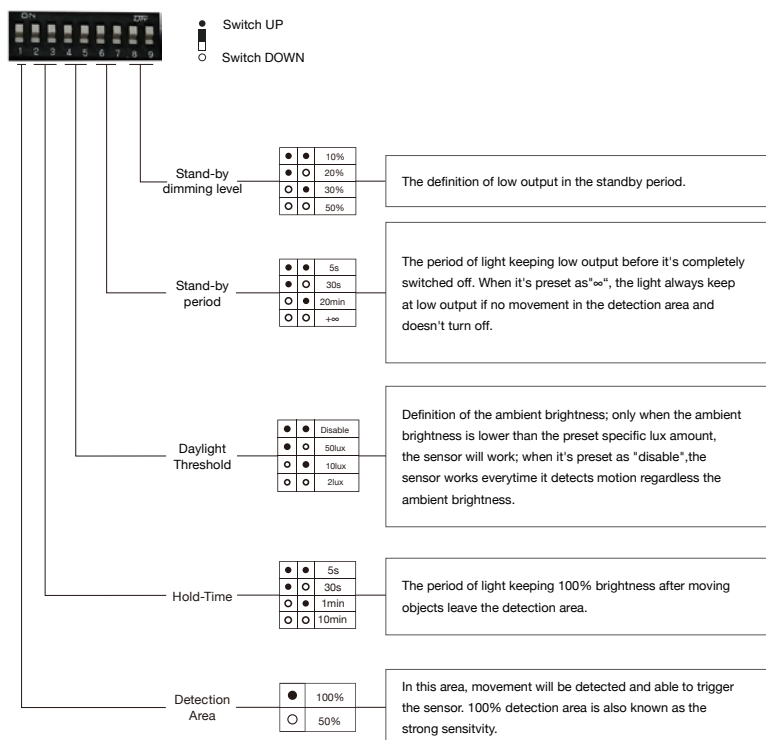
Item #	Model Number	Description
61097	EMBBM20N8W	EM Battery Backup
66366	MVMOTIONDAYSENSOR12V	Microwave Motion Sensor – 12Vdc Input – US008-016VCR



## SENSOR Settings

Max Mounting Height	14.76 ft (4.5m)
Max Radius	19.7ft (6m)
Detection Area	50% / 100%
Hold Time	5s/30s/1min / 10 min
Daylight threshold	2Lux / 10 Lux / 50Lux / Disable
Stand-by period	0s / 30s/ 20min / +∞
Stand-by dimming level	10% / 20% / 30% / 50%

## DIP Switch Setting



## Application Information

- These LED bars require an external driver and are intended to be used with LEDVANCE branded direct-current drivers included in this specification as a System.
- All installation, inspection, and maintenance of lighting fixtures should be done with the power to the fixture turned off. Retrofit kits should be installed and operated in compliance with the National Electrical Code (NEC), Underwriters Laboratories Inc. (UL) requirements, and all applicable codes and regulations.
- EM ballast that operates with fluorescent ballasts must be disconnected from the retrofit kits.
- Best practice: cap off the remaining ballast wires should the ballast be left in the fixture after disconnecting.
- To prevent wiring damage or abrasion, do not expose wiring to edges of sheet metal or other sharp objects. Do not make or alter any open holes in an enclosure of wiring or electrical components during kit installation.
- Refer to the label on the driver for proper DIP switch arrangement for appropriate LED magnetic bar power.
- Do not use 3-4 lamp driver to operate less than 3 magnetic bars.
- Operating temperature range between -40°F and 104°F (-40°C and 40°C).
- Storage temperature range between -40°F and 176°F (-40°C and 80°C).
- Suitable for use in dry and damp environments.
- Suitable for open and enclosed fixtures. Enclosed is a fixture with lens or diffuser. It is not a vapor tight gasketed fixture.
- Please read all installation instructions before attempting installation.
- For detailed warranty information, please see [www.ledvanceUS.com](http://www.ledvanceUS.com).

LEDVANCE LLC  
 181 Ballardvale Street, Suite 203  
 Wilmington, MA 01887 USA  
 Phone 1-800-LIGHTBULB (1-800-544-4828)  
[www.ledvanceUS.com](http://www.ledvanceUS.com)

LEDVANCE is a registered trademark.  
 All other trademarks are those of their respective owners.  
 Specifications subject to change without notice.



SCAN TO FOLLOW US  
 ON SOCIAL MEDIA

